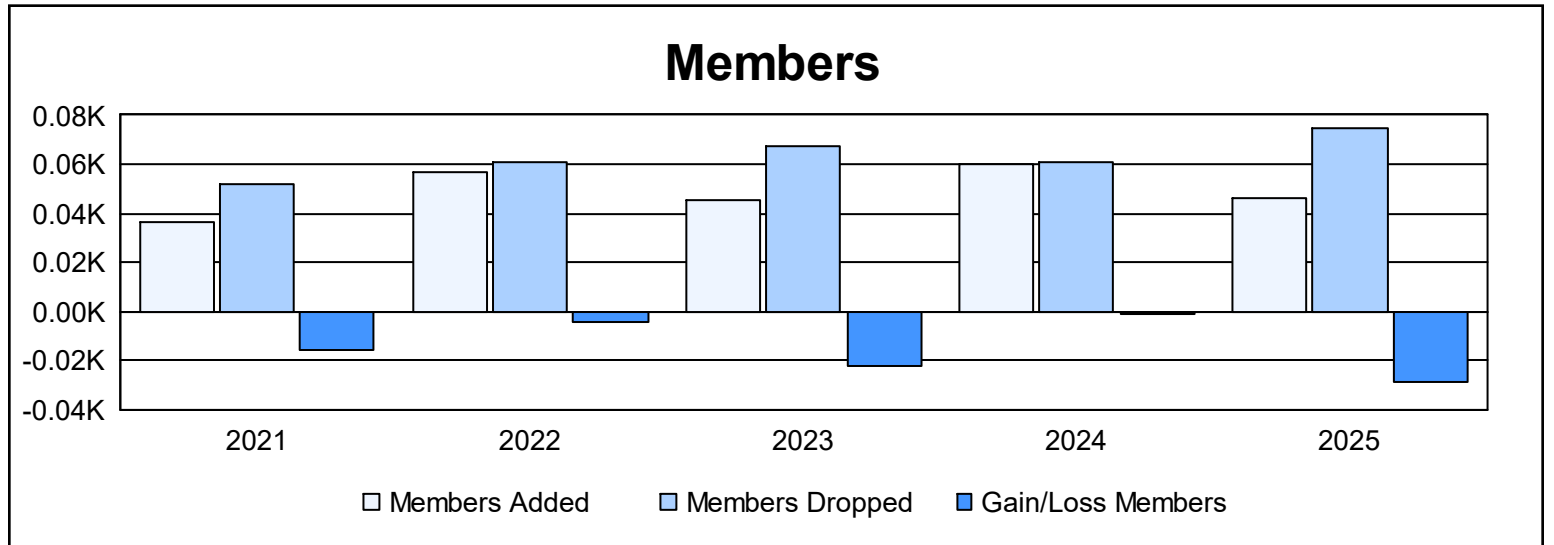
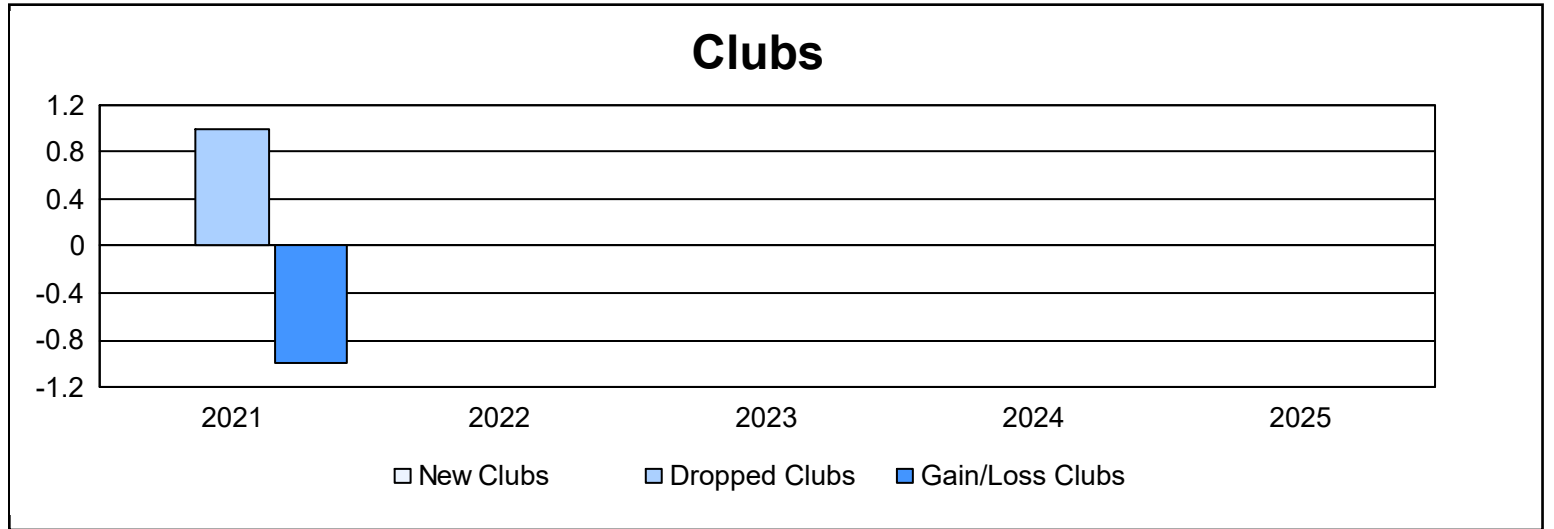
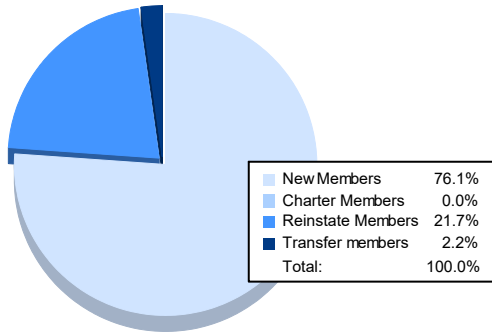


Year	New Clubs	Dropped Clubs	Gain/ Loss Clubs	New Members	Charter Members	Reinstate Members	Transfer Members	Total Member Added	Total Members Dropped	Gain/ Loss Members
2020-2021	0	1	-1	30	0	2	4	36	52	-16
2021-2022	0	0	0	54	0	1	2	57	61	-4
2022-2023	0	0	0	39	0	1	5	45	67	-22
2023-2024	0	0	0	53	0	6	1	60	61	-1
2024-2025				35	0	10	1	46	75	-29
<b>Average</b>	<b>0</b>	<b>0</b>	<b>0</b>	<b>42</b>	<b>0</b>	<b>4</b>	<b>3</b>	<b>49</b>	<b>63</b>	<b>-14</b>



### Membership Composition June 2025 Cumulative



### Gender Composition June 2025 Cumulative

